



Quick Start *Lyrebird APP Ultra*

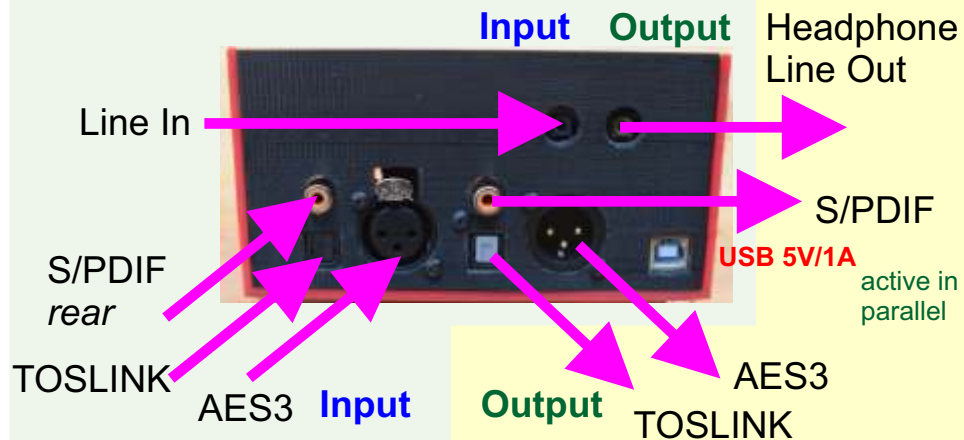
1 Power

use a powered USB hub or charger (5V, >= 1A)




no other function
USB 5V/1A

2 Audio Interfaces



3 Audio Interfaces



no function on Ultra

Input
S/SPDIF left

Output

active in parallel
internal speakers

4 Audio Interfaces

User Button (SD Card Menu)



Restart

Input
uDANTE

PoE configurable internally

Web Server

DHCP or fix IP address: 192.168.1.200

5 Audio Interfaces



ST-Link:
FW upgrade,
USB storage with
manuals

Input

Output

Restart

User Button
(SD Card Menu)

alternative
or:
SD Card
Management

USB Out
from PC


USB In
to PC

active in
parallel

check PC USB
audio devices

6 Menu Navigation

main screen



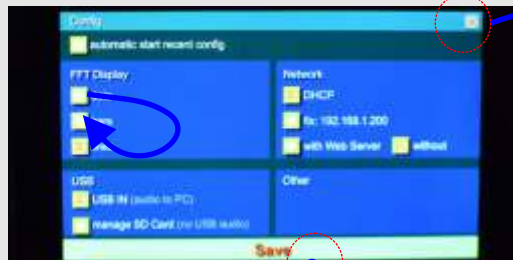
select sample rate
and output first

all other
except SD

Restart

BT needs HW extension
(inactive)

config screen



take changes
without to save

save changes
and use

SD WAV player



select file

PLAY

User Button

7 **PLAY** play screen

Restart
Volume

main screen

Peak Meter [in dB]
Web Server or uDANTE IP address
Level [in dB]
SNR [in dB]
CPU Load [in %]
Sample Rate [in Hz]
FFT display (configure type) auto-scaling

User Button
SD WAV player

- 8** SD Card File Management
- a** connect via USB to PC



USB to PC cable
via powered USB Hub

- b** enter config menu and select "*manage SD Card*"



- c** select interface not conflicting with USB



select one interface

- d** see the new device on PC and access SD Card from PC (copy, delete, rename, format ...)

